

GO Team Meeting #1: October 8th

Luther J. Price Middle School - Go Team Meeting #1

Date: **October 8, 2025**

Time: **4:30 pm**

Location: <https://www.tinyurl.com/DrMahan1>

I. Call to Order

II. Roll Call; Establish Quorum

III. Action Items

- A. Approval of agenda
- B. Fill vacant positions
 - i. Instructional Staff
 - ii. Parent Seat
 - iii. Community Seat
- C. Approval of [Previous Minutes](#)
- D. Review events that recently took place
- E. Review school calendar

IV. Discussion Items


- A. Discussion Item 1: MAP Data
- B. Discussion Item 2: School Strategic Plan

V. Information Items

- A. Principal's Report
 - i. Enrollment and Attendance Updates

VI. Announcements

VII. Adjournment




Recent Events in the Wildcat Den

Full STE(A)M Ahead



On The Road to STEAM Certification

PBIS (Positive Behavior Incentive System)



PBIS is how we teach and reinforce the behaviors that make learning possible, with clear expectations, consistent responses, and support for every student.

School Culture Goal

- By May 2026, 75% of students will meet the CCRPI standard for attendances.

First Quarter Data Results

August: 86% students met the CCRPI for standard attendance

As of September 25: 78% students met the CCRPI for standard attendance

6th: 85%

7th: 78%

8th: 71%

POPPING FOR ATTENDANCE





L.J. Price Middle School presents
"Autumn Vibes of Achievement"

Academic Expo & Title 1 Parent Night



Date: Wednesday, October 1, 2025

Time: 4:00-6:00pm

| STUDENT PERFORMANCES |

| STUDENT WORK SAMPLES & EXHIBITS | GAMES | GIVEAWAYS |

| FOOD | PARENT RESOURCES |



Academic Expo Recap:

40 guests attended the event:


- 18 caregivers of 6th grades;
- 8 caregivers of 7th graders;
- 13 caregivers of 8th graders.

(Last year's Fall Expo had 59 guests in attendance).

- Winter Academic Expo is scheduled for December 17th or December 18th (the week prior to the 2-week break)

School Calendar

	A	B	C	D	E	F	G	H	I	J	K	L	M	N	O	P	Q	R
1	Fall Semester 2025																	
2	Jul 2025			Aug 2025			Sep 2025			Oct 2025			Nov 2025			Dec 2025		
3	1	Tu		1	Fr	1st Day of School	1	Mo	Labor Day	1	We	Fall Academic Expo N	1	Sa	Price FB TBD	1	Mo	
4	2	We		2	Sa		2	Tu		2	Th	Book Fair	2	Su		2	Tu	
5	3	Th		3	Su		3	We		3	Fr	Book Fair	3	Mo		3	We	
6	4	Fr	Independence Day	4	Mo		4	Th		4	Sa	Price FB @Lakewood	4	Tu	Teacher PL Day	4	Th	
7	5	Sa		5	Tu		5	Fr	7th -Truist Fin Planning	5	Su		5	We		5	Fr	
8	6	Su		6	We		6	Sa		6	Mo	Book Fair	6	Th		6	Sa	
9	7	Mo		7	Th		7	Su		7	Tu	FTE/Ag-Goat Show	7	Fr	Club Day	7	Su	
10	8	Tu		8	Fr		8	Mo	Conferences With Car	8	We	Book Fair/GO Team M	8	Sa		8	Mo	
11	9	We		9	Sa		9	Tu	Conferences With Car	9	Th		9	Su		9	Tu	
12	10	Th		10	Su		10	We	Conferences With Car	10	Fr	Power PD- Club Day 1	10	Mo		10	We	GO Team Mtg.
13	11	Fr		11	Mo		11	Th	Conferences With Car	11	Sa	Price FB TBD	11	Tu	Veterans Day	11	Th	
14	12	Sa		12	Tu		12	Fr	Cluster Friday; Confer	12	Su		12	We		12	Fr	Club Day
15	13	Su		13	We		13	Sa		13	Mo	Columbus Day; Teac	13	Th		13	Sa	
16	14	Mo		14	Th		14	Su		14	Tu	Teacher PL Day/Com	14	Fr		14	Su	
17	15	Tu		15	Fr	MAP Testing - Reading	15	Mo	Agriculture Field Trip	15	We	Fall Break (NO SCHO	15	Sa		15	Mo	
18	16	We		16	Sa		16	Tu	Agriculture Field Trip	16	Th	Fall Break (NO SCHO	16	Su		16	Tu	
19	17	Th		17	Su		17	We	P2C - Launch	17	Fr	Fall Break (NO SCHO	17	Mo		17	We	Winter Academic Expo
20	18	Fr	New Teacher Orienta	18	Mo		18	Th		18	Sa		18	Tu		18	Th	
21	19	Sa		19	Tu		19	Fr	Homecoming Block Pa	19	Su		19	We	GO Team Mtg.	19	Fr	Last Day Semester 1
22	20	Su		20	We		20	Sa	Price FB @Lakewood	20	Mo		20	Th	P2C - Event #1/Giving	20	Sa	
23	21	Mo	Teacher PL Days	21	Th		21	Su		21	Tu	PSAT/Price SB TBD	21	Fr	Club Day	21	Sa	
24	22	Tu	Teacher PL Days	22	Fr	MAP Testing - Math/Cl	22	Mo		22	We		22	Sa		22	Mo	Semester Break (NO
25	23	We	Teacher PL Days	23	Sa		23	Tu	Ag. Field Trip	23	Th	Price SB TBD/PBIS Field Trip	23	Su		23	Tu	Semester Break (NO
26	24	Th	Teacher PL Days	24	Su		24	We	Book Fair/Price SB @	24	Fr	Club Day	24	Mo	Thanksgiving Break	24	We	Semester Break (NO
27	25	Fr	Teacher PL Days	25	Mo	PBIS BTS Block Party	25	Th	Grading Window Oper	25	Sa	Price FB TBD	25	Tu	Thanksgiving Break	25	Th	Christmas Day
28	26	Sa		26	Fr	STEAM Fest STE(A)M	26	Fr	Book Fair	26	Su		26	We	Thanksgiving Break	26	Fr	Semester Break (NO
29	27	Su		27	We	6th & 7th Grade FT - N	27	Sa	Price FB @Best	27	Mo	Red Ribbon Week	27	Th	Thanksgiving Day	27	Sa	
30	28	Mo	Teacher PL Days	28	Th	8th Grade FT: Camp Highland	28	Su		28	Tu	Price SB TBD/Red Rib	28	Fr	Thanksgiving Break	28	Su	
31	29	Tu	Teacher PL Days	29	Fr		29	Mo	Book Fair	29	We	Red Ribbon Week/GO	29	Sa		29	Mo	Semester Break (NO
32	30	We	Teacher PL Days	30	Sa		30	Tu	Book Fair	30	Th	Red Ribbon Week	30	Su		30	Tu	Semester Break (NO

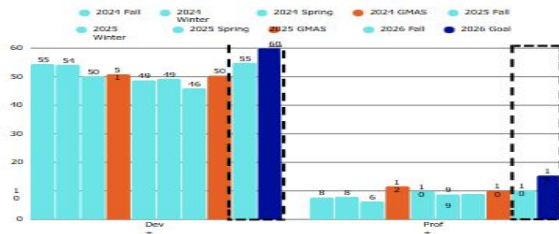


BOY DATA (MAP) and Next Steps

PRICE

MILESTONES PROJECTIONS | MATH

All students, Grades 6-8



PBSA

Participation:

Reading: 97% completion (Grades 6-8)

Math: 92% completion (Grades 6-8)

Strength: Almost all students tested

Slightly lower participation in math

Next Steps:

- Target Grade 7 Reading (lowest growth)
- Push Tier 1 students with enrichment and rigor
- Continue effective Tier 2/3 interventions
- Focus on increasing proficiency, not just growth

Growth By Grade:

- Grade 6: Reading 65%, Math 63% (Strongest growth)
- Grade 7: Reading 49%, Math 60% (Lowest reading growth)
- Grade 8: Reading 54%, Math 52% (Balanced but moderate)

Subgroup Growth:

Tier 3 Students: Reading 70%, Math 66% → strongest growth

SWD: Reading 75%, Math 53% → excellent reading gains

Tier 1 Students: Reading 48%, Math 54% → lowest growth

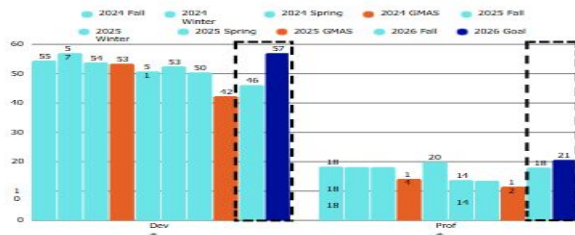
Key Takeaways:

- High participation across both subjects
- Strong growth for Tier 2/3 and SWD students
- On-grade-level students are showing the weakest growth
- Proficiency rates remain low overall

PRICE


MILESTONES PROJECTIONS | READING

All students, Grades 6-8



PBSA

School Wide Literacy and Numeracy Goals and Action Steps




English Language Arts

- By the end of the 2025–2026 school year, the percentage of 6th–8th grade students scoring Developing or above on the spring 2026 ELA Georgia Milestones EOG assessment will increase from 44.2% (SY24–25) to 60.0% (SY25–26).
- By the end of the 2025–2026 school year, the percentage of 6th–8th grade students scoring Proficient or above on the spring 2026 Math Georgia Milestones EOG assessment will increase from 12% (SY24–25) to 17% (SY25–26).

Numeracy Goal

- By the end of the 2025–2026 school year, the percentage of 6th–8th grade students scoring Developing or above on the spring 2026 Math Georgia Milestones EOG assessment will increase from 52.0% (SY24–25) to 62.0% (SY25–26).
- By the end of the 2025–2026 school year, the percentage of 6th–8th grade students scoring Proficient or above on the spring 2026 Math Georgia Milestones EOG assessment will increase from 10% (SY24–25) to 14% (SY25–26).

Strategic Plan Based on Our Goals and Current Scores



Price Focus Areas

- *By May 2026, 100% of teachers will effectively use data to implement differentiated instruction.*
- By May of 2026 100% of teachers will consistently use student personalized learning plans to group students based on skill deficits during the intervention block.
- *By May 2026, 70% of students will meet the CCRPI standard for attendance*



Enrollment and Attendance

Price

SCHOOL DATA PROFILE (K-8)

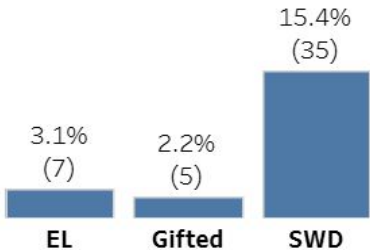
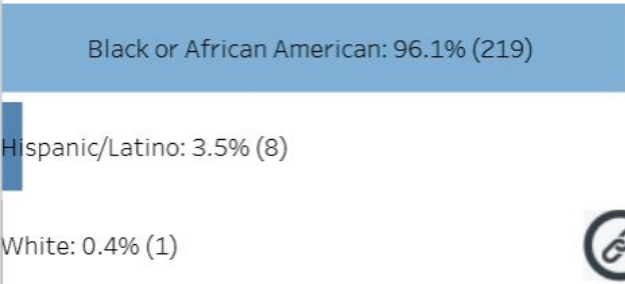
Data Last Updated: 10/7/2025 10:04:28 PM



Enrollment



Total Current Enrollment
228



Attendance

SY2024-2025	SY2025-2026	SY2024-2025	SY2025-2026
<u>Take Rate</u> 90.6%	<u>Take Rate</u> 90.4%	ADA Attendance 91.0%	ADA Attendance 93.4%
		CCRPI Attendance 59.8%	CCRPI Attendance 73.9%



ADA by Grade SY2025-2026



ADA by Day

	August							September							October						
SY2025-2026								2	3	4	5				1	2	3				
	4	5	6	7	8	8	9	10	11	12	6	7									
ADA rate	11	12	13	14	15	15	16	17	18	19											
	18	19	20	21	22	22	23	24	25	26											
	25	26	27	28	29	29	30														

